

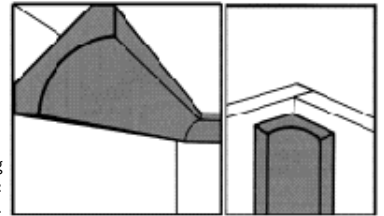
THE BELSAW COMPANY

MOLDING PATTERN KNIVES & ACCESSORY ILLUSTRATED BUYER'S GUIDE

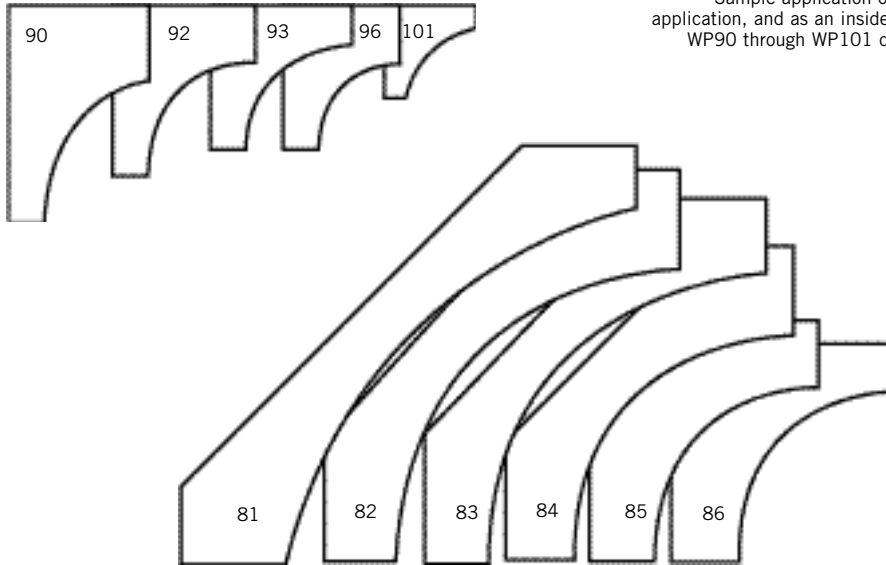
Vol. XII

STANDARD COVE MOLDINGS

Used much the same as Bed and Crown moldings. Designed for use in a corner as a graceful blend between two right angle surfaces, as at floor or ceiling. Smaller sizes are often used to clean up corners in paneling or to give a finished look beneath the overhang of a desk top. Because of its simplicity, the cove profile adapts well to stark, modern design. Profiles shown at approximately 100% of actual size.



Sample application of Cove Molding in a ceiling application, and as an inside corner trim molding. Note: WP90 through WP101 do not require a back knife.

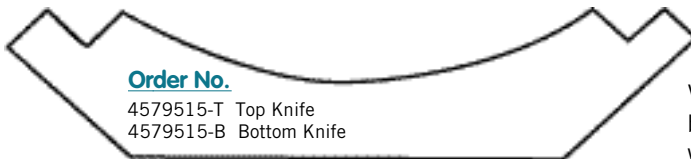


Profile

Order No.

WP81	11/16"	x 3-1/4"	Top	# 4570810
WP81	11/16"	x 3-1/4"	Bottom	# 4570811
WP82	11/16"	x 2-3/4"	Top	# 4570820
WP82	11/16"	x 2-3/4"	Bottom	# 4570821
WP83	11/16"	x 2-5/8"	Top	# 4570830
WP83	11/16"	x 2-5/8"	Bottom	# 4570831
WP84	11/16"	x 2-1/4"	Top	# 4570840
WP84	11/16"	x 2-1/4"	Bottom	# 4570841
WP85	11/16"	x 1-3/4"	Top	# 4570850
WP85	11/16"	x 1-3/4"	Bottom	# 4570851
WP86	11/16"	x 1-5/8"	Top	# 4570860
WP86	11/16"	x 1-5/8"	Bottom	# 4570861
WP90	3/4"	x 1-1/8"	1-up	# 4570900
WP90	3/4"	x 1-1/8"	2-up	# 4570902
WP92	3/4"	x 7/8"	1-up	# 4570920
WP92	3/4"	x 7/8"	2-up	# 4570922
WP93	3/4"	x 3/4"	1-up	# 4570930
WP93	3/4"	x 3/4"	2-up	# 4570932
WP96	5/8"	x 3/4"	1-up	# 4570960
WP96	5/8"	x 3/4"	2-up	# 4570962
WP101	1/2"	x 1/2"	1-up	# 4571010
WP101	1/2"	x 1/2"	2-up	# 4571012

NOTCHED COVE MOLDING



Order No.

4579515-T Top Knife
4579515-B Bottom Knife

Very similar to the standard cove moldings we offer but modified with a notch both at the top and bottom of the pattern. Ideal when used in combination with other moldings for a "built-up" look. Finished size is 3/4" x 3-1/2".



THE BELSAW COMPANY

90 Karina Court • San Jose • CA • 95131
Fax (408) 441-1222 • <http://www.belsaw.com>

Order Toll Free! 1-800-468-4449 Mon.-Fri. 7:00am to 3:00pm Pacific Time